



KRISHNA Ventures Limited

Andheri (East), Mumbai - 400 059.
Maharashtra, India.

T : + 91 22 2826 9568 / 69 / 3341 1495

F : + 91 22 3341 1501 / 21

E : krishnaventuresltd@gmail.com

E : corporate@krishnaventures.in

W : www.krishnaventures.in


CIN : L45400MH1981PLC025151

Introductory sub-table (I)(a)

Name of the Company : KRISHNA VENTURES LIMITED			
Scrip Code: 504392 , Name of the scrip: KRISHNA, class of security: EQUITY			
Quarter ended: December 2014			
Partly paid-up shares:-	No. of partly paid-up shares	AS a % of total no. of shares	
		partly paid-up shares	of the company
Held by promoter/promoter group	0	0	0
Held by public	0	0	0
Total	0	0	0
AS a % of total no. of shares of the company, assuming full conversion of the convertible securities			
Outstanding convertible securities:-	No. of outstanding securities	As a % of total no. of outstanding convertible securities	AS a % of total no. of shares of the company, assuming full conversion of the convertible securities
Held by promoter/promoter group	0	0	0
Held by public	0	0	0
Total	0	0	0
AS a % of total no. of shares of the company, assuming full conversion of warrants			
Warrants:-	No. of warrants	As a % of total no. of warrants	AS a % of total no. of shares of the company, assuming full conversion of warrants
Held by promoter/promoter group	0	0	0
Held by public	0	0	0
Total	0	0	0
Total partly paid-up capital of the company, assuming full conversion of warrants and convertible securities		10800000	



Statement Showing Shareholding Pattern								
Category code	Category of Shareholder	Table (I)(a)			Total shareholding as a percentage of total number of shares		Shares Pledged or otherwise encumbered	
		Number of Shareholders	Total number of shares	Number of shares held in dematerialized form				
		(VI)	(VII)	(VIII)	As a percentage of (A+B) ¹	As a percentage of (A+B+C)	Number of shares	As a percentage
(I)	(II)	(III)	(IV)	(V)	(VI)	(VII)	(VIII)	IX=(VIII)/(IV)*100
(A)	Shareholding of Promoter and Promoter Group²							
1	Indian							
(a)	Individuals/ Hindu Undivided Family	5	1230500	1230500	11.39	11.39	0	0.00
(b)	Central Government/ State Government(s)	0	0	0	0.00	0.00	0	0.00
(c)	Bodies Corporate	1	6679500	6679500	61.85	61.85	0	0.00
(d)	Financial Institutions/ Banks	0	0	0	0.00	0.00	0	0.00
(e)	Any Others(Specify)	0	0	0	0.00	0.00	0	0.00
(e-i)		0	0	0	0.00	0.00	0	0.00
(e-ii)		0	0	0	0.00	0.00	0	0.00
	Sub Total(A)(1)	6	7910000	7910000	73.24	73.24	0	0.00
2	Foreign							
a	Individuals (Non-Residents Individuals/ Foreign Individuals)	0	0	0	0.00	0.00	0	0.00
b	Bodies Corporate	0	0	0	0.00	0.00	0	0.00
c	Institutions	0	0	0	0.00	0.00	0	0.00
d	Qualified Foreign Investor	0	0	0	0.00	0.00	0	0.00
e	Any Others(Specify)	0	0	0	0.00	0.00	0	0.00
e-i		0	0	0	0.00	0.00	0	0.00
e-ii								
	Sub Total(A)(2)	0	0	0	0.00	0.00	0	0.00
	Total Shareholding of Promoter and Promoter Group (A)= (A)(1)+(A)(2)	6	7910000	7910000	73.24	73.24	0	0.00
(B)	Public shareholding							
1	Institutions							
(a)	Mutual Funds/ UTI	0	0	0	0.00	0.00	0	0.00
(b)	Financial Institutions/ Banks	0	0	0	0.00	0.00	0	0.00
(c)	Central Government/ State Government(s)	0	0	0	0.00	0.00	0	0.00
(d)	Venture Capital Funds	0	0	0	0.00	0.00	0	0.00
(e)	Insurance Companies	0	0	0	0.00	0.00	0	0.00
(f)	Foreign Institutional Investors	0	0	0	0.00	0.00	0	0.00
(g)	Foreign Venture Capital Investors	0	0	0	0.00	0.00	0	0.00
(h)	Qualified Foreign Investor	0	0	0	0.00	0.00	0	0.00
(i)	Any Other (specify)	0	0	0	0.00	0.00	0	0.00
(i-ii)		0	0	0	0.00	0.00	0	0.00
	Sub-Total (B)(1)	0	0	0	0.00	0.00	0	0.00
B 2	Non-institutions							
(a)	Bodies Corporate	2	169	169	0.00	0.00	0	0.00
(b)	Individuals	0	0	0	0.00	0.00	0	0.00
I	Individuals -i. Individual shareholders holding nominal share capital up to Rs 1 lakh	47	12033	1533	0.11	0.11	0	0.00
II	ii. Individual shareholders holding nominal share capital in excess of Rs. 1 lakh.	26	2877798	2844798	26.65	26.65	0	0.00
(c)	Qualified Foreign Investor	0	0	0	0.00	0.00	0	0.00
(d)	Any Other (specify)	0	0	0	0.00	0.00	0	0.00
(d-i)	Clearing Members	0	0	0	0.00	0.00	0	0.00
(d-ii)	NRI / OCBs	0	0	0	0.00	0.00	0	0.00
	Sub-Total (B)(2)	75	2890000	2846500	26.76	26.76	0	0.00
(B)	Total Public Shareholding (B)= (B)(1)+(B)(2)	75	2890000	2846500	26.76	26.76	0	0.00
	TOTAL (A)+(B)	81	10800000	10756500	100.00	100.00	0	0.00
(C)	Shares held by Custodians and against which Depository Receipts have been issued							
1	Promoter and Promoter Group	0	0	0	0	0.00	0	0.00
2	Public							
	Sub-Total (C)	0	0	0	0	0	0	0
	GRAND TOTAL (A)+(B)+(C)	81	10800000	10756500	100	100.00	0	0.00





Krishna Ventures Limited

CIN : L45400MH1981PLC025151


Sr.No	Notes
1	N.A
2	N.A
3	N.A
4	N.A
5	N.A
6	N.A
7	N.A
8	N.A
9	N.A



(I)(b) Statement showing holding of securities (including shares, warrants, convertible securities) of persons belonging to the category "Promoter and Promoter Group".

Sr. No.	Name of the shareholder	Details of Shares held		Encumbered shares (*)		Details of warrants		Details of convertible securities		Total shares (including underlying shares assuming full conversion of warrants and convertible securities) as a % of diluted share capital
		Number of shares held	As a % of grand total (A) + (B) + (C)	No.	As a percentage (A)/(A)+(B)+(C)*100	As a % of grand total (A)+(B)+(C) of sub-clause (I)(a)	Number of warrants held	As a % total number of warrants of the same class	Number of convertible securities held	
(A)	(B)	(C)	(D)	(E)	(F)	(G)	(H)	(I)	(J)	(K)
1	ANUJ VIJAY KHETAN	283000	2.62		0.00		0	0		2.62
2	ANUSHREE VIJAY KHETAN	400000	3.70		0.00		0	0		3.70
3	KERNEL TECH NETWORKS PVT LTD	6679500	61.85		0.00		0	0		61.85
4	MEENA KHETAN	342500	3.17		0.00		0	0		3.17
5	VIJAY KHETAN HUF	130000	1.20		0.00		0	0		1.20
6	VIJAY S. KHETAN	75000	0.69		0.00		0	0		0.69
7			0.00		0.00		0	0		0
8			0.00		0.00		0	0		0
9			0.00		0.00		0	0		0
10			0.00		0.00		0	0		0
11			0.00		0.00		0	0		0
	TOTAL	7910000	73.24	0	0.00	0.00	0	0	0	73.24

(*) The term "encumbrance" has the same meaning as assigned to it in regulation 28(3) of the SAST Regulations, 2011



(I)(c)(i) Statement showing holding of securities (including shares, warrants, convertible securities) of persons belonging to the category "Public" and holding more than 1% of the total number of shares

Sr. No.	Name of the shareholder	Number of shares held	Shares as a percentage of total number of shares (i.e., Grand Total (A)+(B)+(C) indicated in Statement at para (I)(a) above)	Details of warrants		Details of convertible securities of the same class	Total shares (including underlying shares assuming full conversion of warrants and convertible securities) as a % of diluted share capital
				Number of warrants held	As a % total number of warrants of the same class		
1	ANKUSH GANPATRAV MALUSARE	190000	1.76	0	0	0	1.76
2	BHAWARPURI B GOSWAMI	150000	1.39	0	0	0	1.39
3	GHANSHAM BHAGVANGI PARMAR	190000	1.76	0	0	0	1.76
4	HIMMAT VINODCHANDRA BHATT	150000	1.39	0	0	0	1.39
5	KASHIRAM PUNDALIK KADAM	190000	1.76	0	0	0	1.76
6	MANGESH MADHUKAR DHOTRE	150000	1.39	0	0	0	1.39
7	MAULISHREE SHIVKUMAR KAUSHIK	150000	1.39	0	0	0	1.39
8	PRASHANT SHASIKANT SAWANT	190000	1.76	0	0	0	1.76
9	RAJESH SHIRAM PANDEY	190000	1.76	0	0	0	1.76
10	RAJESH TUKARAM DAMBRE	190000	1.76	0	0	0	1.76
11	RATANIL MURLIDHAR DALMIA	190000	1.76	0	0	0	1.76
12	SANDESH NARAYAN PAWAR	190000	1.76	0	0	0	1.76
13	SHARWANKUMAR HARIPRASHAD AGARWAL	190000	1.76	0	0	0	1.76
14	SHIV KUMAR KAUSHIK	190000	1.76	0	0	0	1.76
15	SHYAM LAXMAN PENDANKAR	150000	1.39	0	0	0	1.39
	TOTAL	2650000	24.54	0	0	0	24.54






Krishna Ventures Limited

CIN : L45400MH1981PLC025151

(1)(c)(ii) Statement showing holding of securities (including shares, warrants, convertible securities) of persons (together with PAC) belonging to the category "Public" and holding more than 5% of the total number of shares of the company

Sr. No.	Name(s) of the shareholder(s) and the Persons Acting in Concert (PAC) with them	Number of shares	Shares as a percentage of total number of shares (i.e., Grand Total (A)+(B)+(C) indicated in Statement at para (1)(a) above)	Details of warrants		Details of convertible securities		Total shares (including underlying shares assuming full conversion of warrants and convertible securities) as a % of diluted share capital
				Number of warrants	As a % total number of warrants of the same class	Number of convertible securities held	% w.r.t total number of convertible securities of the same class	
1	N.A	0	0.00	0	0.00	0	0.00	0
2	N.A	0	0.00	0	0.00	0	0.00	0
3	N.A	0	0.00	0	0.00	0	0.00	0
4	N.A	0	0.00	0	0.00	0	0.00	0
5	N.A	0	0.00	0	0.00	0	0.00	0
6	N.A	0	0.00	0	0.00	0	0.00	0
7	N.A	0	0.00	0	0.00	0	0.00	0
8	N.A	0	0.00	0	0.00	0	0.00	0
9	N.A	0	0.00	0	0.00	0	0.00	0
10	N.A	0	0.00	0	0.00	0	0.00	0
TOTAL				0	0.00	0	0.00	0





Krishna Ventures Limited

CIN : L45400MH1981PLC025151

(I)(d) Statement showing details of locked-in shares				
Sr. No.	Name of the shareholder	Number of locked-in shares	Locked-in shares as a percentage of total number of shares {i.e., Grand Total (A)+(B)+(C) indicated in Statement at para (I)(a) above}	Promoter/Promoter Group/Public
1	N.A	0	0.00	0
2	N.A	0	0.00	0
3	N.A	0	0.00	0
4	N.A	0	0.00	0
5	N.A	0	0.00	0
6	N.A	0	0.00	0
7	N.A	0	0.00	0
8	N.A	0	0.00	0
9	N.A	0	0.00	0
TOTAL		0	0.00	0





CIN : L45400MH1981PLC025151

(II)(a) Statement showing details of Depository Receipts (DRs)

Sr. No.	Type of outstanding DR (ADRs, GDRs, SDRs, etc.)	Number of outstanding DRs	Number of shares underlying outstanding DRs	Shares underlying outstanding DRs as a percentage of total number of shares (i.e., Grand Total (A)+(B)+(C) indicated in Statement at para (I)(a) above}
1	N.A	0	0	0.00
2	N.A	0	0	0.00
3	N.A	0	0	0.00
4	N.A	0	0	0.00
5	N.A	0	0	0.00
6	N.A	0	0	0.00
7	N.A	0	0	0.00
8	N.A	0	0	0.00
9	N.A	0	0	0.00
TOTAL		0	0	0.00





Krishna Ventures Limited

CIN : L45400MH1981PLC025151

(II)(b) Statement showing holding of Depository Receipts (DRs), where underlying shares held by "promoter/promoter group" are in excess of 1% of the total number of shares				
Sr. No.	Name of the DR Holder	Type of outstanding DR (ADRs, GDRs, SDRs, etc.)	Number of shares underlying outstanding DRs	Shares underlying outstanding DRs as a percentage of total number of shares (i.e., Grand Total (A)+(B)+(C) indicated in Statement at para (I)(a) above)
1	N.A		0	0.00
2	N.A		0	0.00
3	N.A		0	0.00
4	N.A		0	0.00
5	N.A		0	0.00
6	N.A		0	0.00
7	N.A		0	0.00
8	N.A		0	0.00
9	N.A		0	0.00
TOTAL			0	0.00

